

Russian Economic History

Lecture 4: Soviet Growth Model and Collectivization

Econ 472

Fall 2020

Soviet Industrialization

Dnieper Hydroelectric Dam

Dnieper Hydroelectric Dam under construction, 1930



Soviet Industrialization

Magnitogorsk



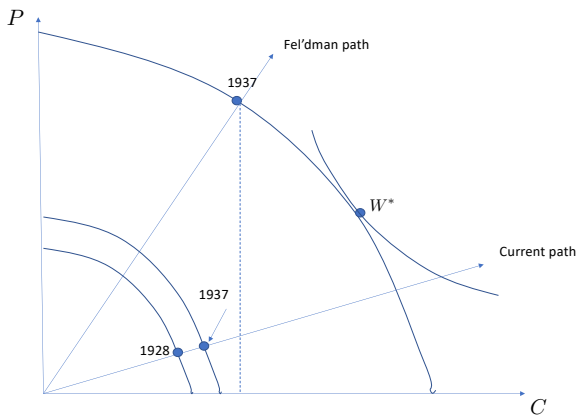
Soviet Industrialization

White Sea Canal



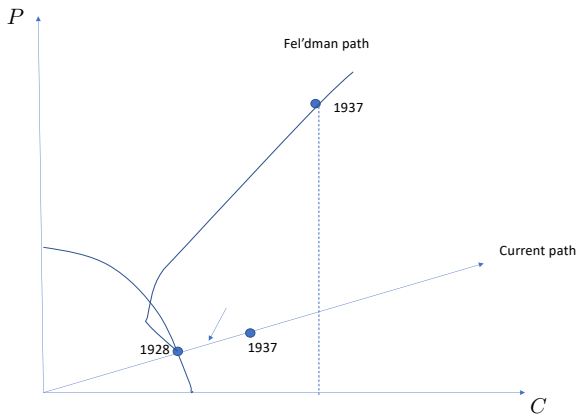
Fel'dman Model

Production Choices and Development



Fel'dman Model

Production Choices and Development



Resolution of XV Party Conference

Resolution on FFYP

Taking into account the possible military attack on the proletarian state .. it is necessary in the Five Year Plan to pay maximum attention to the fastest possible development of those sectors of the economy and of industry which play the main role in supplying defense and in the economic stability of the country in wartime. Not only planning and economic organs, but, most importantly, the whole party must pay unflinching attention to the issues of defense in connection with compiling the Five Year Plan.

Stalin's Thoughts on Planning

Stalin or Fel'dman

Party Conference Resolution:

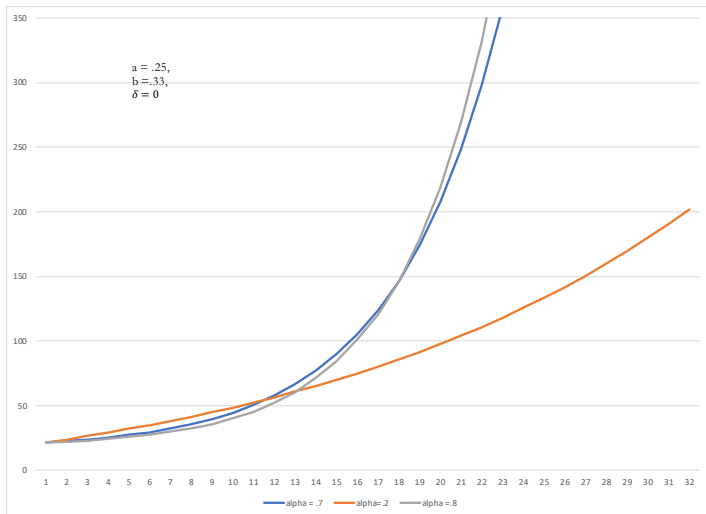
"The sectors of heavy industry that should grow the fastest are those that, in the shortest time, increase the economic and military might of the USSR, guarantee development in case of an economic blockade, weaken our dependence on the capitalist world..."

Stalin:

"It is impossible to stay independent without the sufficient industrial base for defense. It is impossible to create such an industrial base without the most advanced industrial technology."

Fel'dman Model

Illustrative Simulation



Stalin's Thoughts on Agriculture

Stalin at the XV Party Conference

What is the way out? The way out is to...go over to collective cultivation of the land on the basis of a new higher technology...to unite the small and dwarf peasant farms gradually but surely, not by pressure but by example and persuasion, into large farms based on common, cooperative, collective cultivation of the land...There is no other way out.

Stalin on marketed grain

It is a fact that the amount of marketed grain in our country is now half of what it was before the war, notwithstanding the fact that gross output of grain has reached the pre-war level.

Collectivization

Famine

SIX MILLION PERISH IN SOVIET FAMINE
Peasants' Crops Seized, They and Their Animals Starve

Reporter Risks Life to Get Photographs Showing Starvation

By THOMAS WALKER

REPORTER RISKED HIS LIFE TO GET THESE PHOTOS OF THE SIX MILLION STARVING IN RUSSIA. HE WAS KILLED BY A BARRAGE OF MACHINE GUN FIRE AS HE WAS TRYING TO GET INTO THE AREA.

By THOMAS WALKER

REPORTER RISKED HIS LIFE TO GET THESE PHOTOS OF THE SIX MILLION STARVING IN RUSSIA. HE WAS KILLED BY A BARRAGE OF MACHINE GUN FIRE AS HE WAS TRYING TO GET INTO THE AREA.

Russia's Worst Starve

SEARCH FOR CATTLE

Collectivization

Structure of Soviet Agriculture

The structure of Soviet agriculture: selected years, 1928-85

(percent of total)

	1928	1940	1950	1970	1985
Kolkhozy and interfarm enterprises:					
Sown area	1	78	83	48	44
Marketed output	..	61	..	48	41
Sovkhozy and other public sector farms:					
Sown area	2	9	11	49	54
Marketed output	..	12	..	40	49
Private farms and personal allotments:					
Sown area	97	13	6	3	3
Marketed output	..	27	..	12	10

Collectivization

Agricultural Output

Soviet arable products, before World War I (interwar frontiers) and 1928-1940

Arable products (million tons)

	Grains	Pota- toes	Veget- ables	Sun- flower seeds	Sugar beets	Cotto n fibres	Flax fibres
1909-13 average	68	9.7	.68	.26
1913	79	29.9	8.6	.74	10.9	.74	.33
1928	63	45.2	10.5	2.13	10.1	.79	.32
1929	62	45.1	10.6	1.76	6.2	.86	.36
1930	65±3%	44.6	13.9	1.63	14.0	1.11	.44
1931	56±9%	40.6	16.8	2.51	12.1	1.29	.55
1932	56±10%	37.2	17.6	1.13	6.6	1.27	.50
1933	65±4%	41.3	17.4	1.14	9.0	1.32	.36
1934	68	43.8	17.6	1.15	9.9	1.20	.37
1935	75	60.5	12.4	1.22	16.0	1.77	.40
1936	56	44.4	8.2	1.12	16.4	2.47	.33
1937	97	58.7	15.4	1.75	21.6	2.58	.36
1938	74	38.3	6.8	1.61	16.2	2.63	.31
1939	73	40.7	9.7	2.07	14.3	2.70	.38
1940	87	64.7	..	2.41	16.9	2.19	.27

Collectivization

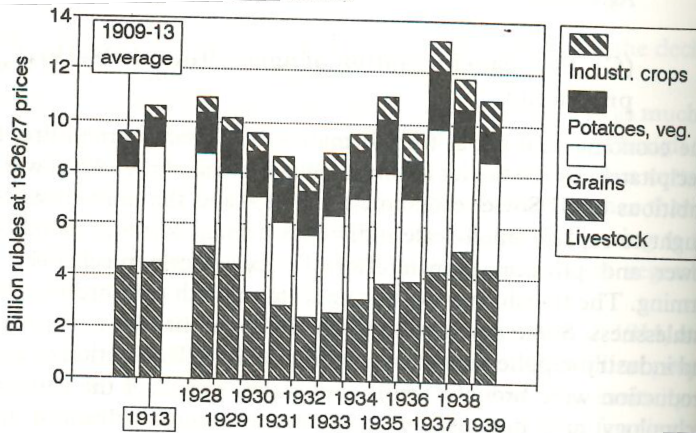
Livestock

Soviet livestock, before World War I (interwar frontiers) and 1928-1940
(millions, 1 January)

	Horses	Cattle	Sheep	Pigs
1914	37.0	55.6	90.3	19.8
1928	32.1	60.1	107.0	22.0
1929	32.6	58.2	107.1	19.4
1930	31.0	50.6	93.3	14.2
1931	27.0	42.5	68.1	11.7
1932	21.7	38.3	47.6	10.9
1933	17.3	33.5	37.3	9.9
1934	15.4	33.5	36.5	11.5
1935	14.9	38.9	40.8	17.1
1936	15.5	46.0	49.9	25.9
1937	15.9	47.5	53.8	20.0
1938	16.2	50.9	66.6	25.7
1939	17.2	53.5	80.9	25.2
1940	17.7	47.8	76.7	22.8

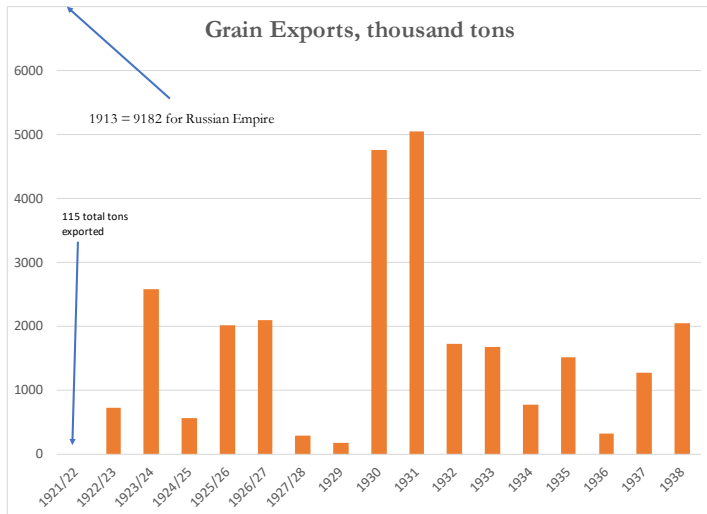
Collectivization

Agricultural Output



Collectivization

Russian Grain Exports



Soviet Famine and Ukraine

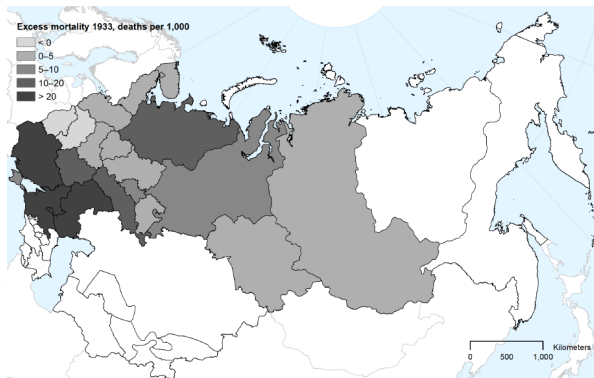
Holodomor



Famine

Mortality at the Province Level

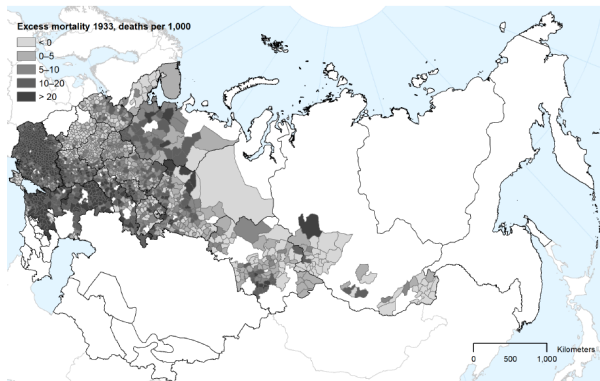
Excess Mortality at the Province Level



Famine

Mortality at the District Level

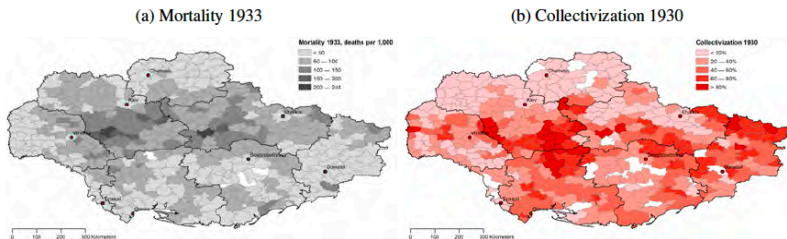
Excess Mortality at the District Level



Famine

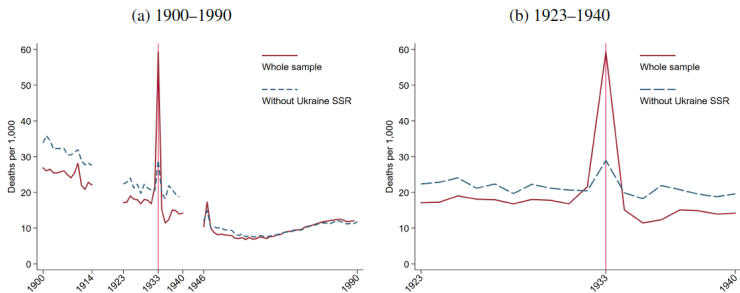
Mortality and Collectivization

Maps of Early Collectivization and Famine Mortality in Ukraine



Famine Mortality

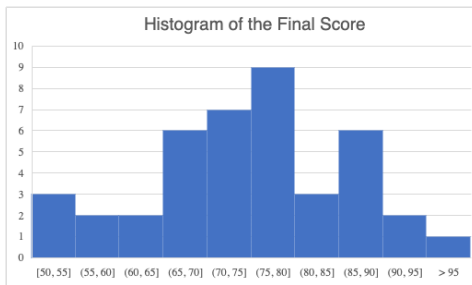
Mortality



Midterm One Results

Midterm One: Descriptive Statistics

Midterm One Results



Highest Final Score 96

Average Final Score 75.0

Median Final Score 76

Lowest Final Score 50

Midterm One Results

Attendance

Midterm One: Attendance

